



WINDOWS & DOORS



RICHLINWINDOW.COM

RENEW. REPLACE. REIMAGINE.

ESTABLISHED IN 2009, RICHLIN WINDOW IS THE WINDOW REPLACEMENT SUBSIDIARY OF HAYFIELD WINDOW & DOOR COMPANY.

Created to serve a growing number of homeowners looking to improve the efficiency and beauty of their homes, Richlin is proud to offer an extensive range of bay, bow, traditional windows and patio doors. Available exclusively through authorized dealers and trusted by architects, remodelers and interior designers all over the Midwest. Richlin Window is dedicated to manufacturing beautiful, innovative, resilient products backed by a solid, limited lifetime warranty. Thank you for choosing Richlin Window for your next window or door project. You won't be disappointed.



“My best customer testimonials have come after installing Richlin Windows. When offering Richlin Windows I always know that the customer is maximizing their investment by purchasing these windows.”

NICK BENJAMIN

OUR WORLD IS PRECIOUS

LIKE SO MANY IN THE MIDWEST, WE LOVE THE OUTDOORS AND ARE COMMITTED TO PRESERVING OUR ENVIRONMENT.

That's why we continue to practice the reduce, reuse, recycle philosophy, conserving resources by recycling all of the byproducts of our manufacturing process. We also engineer efficiencies directly into our products, like Duralite® spacer bars, which come standard in all of our windows. At Richlin Window, sustainability and innovation go hand in hand, sash in frame. They always have and we're committed to ensuring they always will.

PROUDLY NFRC CERTIFIED

NFRC administers an independent, uniform rating and labeling system for the energy performance of fenestration products, including windows, curtain walls, doors, and skylights. Certification provides reassurance that our products have been rated by an independent third party and the world's foremost expert in window, door, and skylight performance.

WHAT DOES THE NFRC LABEL TELL YOU?

U-Factor measures how well a product can keep heat from escaping from the inside of a room. The lower the number, the better a product is at keeping heat in.

Range: 0.20-1.20

Visible Transmittance measures how well a product is designed to effectively light your home with daylight, potentially saving you money on artificial lighting. The higher the number, the more natural light is let in.

Range: 0-1

 World's Best Window Co. Millennium 2000® <small>West Coast Wood Frame Double-Glazing Argon Filled Low E Product Type: Residential Window</small>	
ENERGY PERFORMANCE RATINGS	
U-Factor (U.S.I-F)	Solar Heat Gain Coefficient
0.30	0.30
ADDITIONAL PERFORMANCE RATINGS	
Visible Transmittance	Air Leakage (U.S.I-F)
0.51	0.3

Solar Heat Gain Coefficient measures how well a product can resist unwanted heat gain, which is especially important during summer cooling season. The lower the number, the less you'll spend on cooling.

Range: 0-1

Air Leakage measures how much air will enter a room through a product. The lower the number, the fewer drafts you'll experience.

Range: ≤ 0.3

CHOOSE FROM THREE DIFFERENT GLASS PACKAGES TO FIND THE BEST FIT



DOUBLE GLAZED LOW-E ARGON

 HighField Window and Door Company 100 Series Aluminum Vinyl / Wood Clad Low E Argon Warm Edge Spacer <small>Product Type: Residential Window</small>	
ENERGY PERFORMANCE RATINGS	
U-Factor (U.S.I-F)	Solar Heat Gain Coefficient
0.27	0.29
ADDITIONAL PERFORMANCE RATINGS	
Visible Transmittance	Air Leakage (U.S.I-F)
0.40	≤0.3



TRIPLE GLAZED LOW-E ARGON

 HighField Window and Door Company 100 Series Aluminum Vinyl / Wood Clad Low E Argon Warm Edge Spacer <small>Product Type: Residential Window</small>	
ENERGY PERFORMANCE RATINGS	
U-Factor (U.S.I-F)	Solar Heat Gain Coefficient
0.24	0.29
ADDITIONAL PERFORMANCE RATINGS	
Visible Transmittance	Air Leakage (U.S.I-F)
0.40	≤0.3



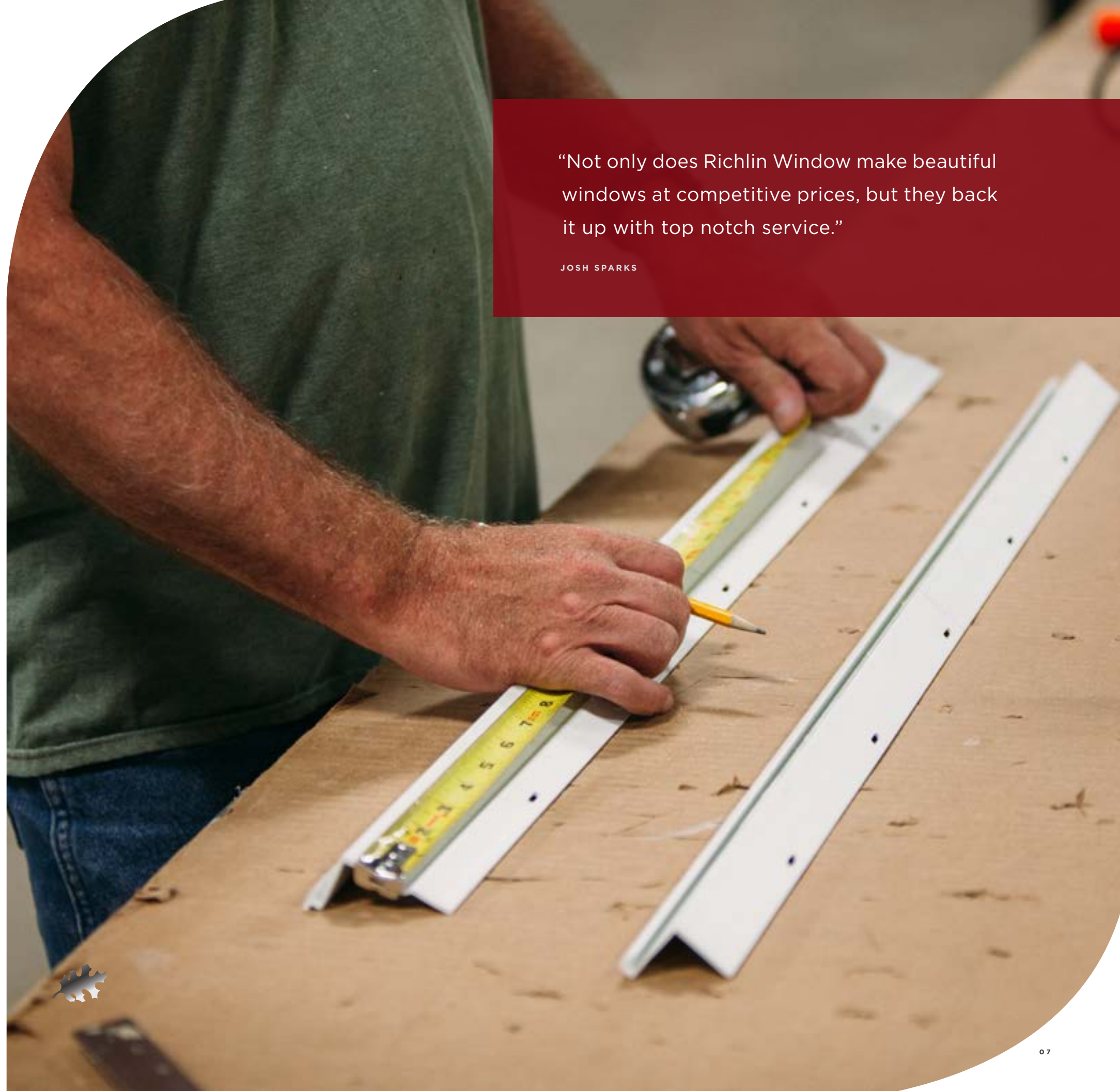
TRIPLE GLAZED LOW-E KRYPTON

 HighField Window and Door Company 100 Series Aluminum Vinyl / Wood Clad Low E Argon Warm Edge Spacer <small>Product Type: Residential Window</small>	
ENERGY PERFORMANCE RATINGS	
U-Factor (U.S.I-F)	Solar Heat Gain Coefficient
0.19	0.29
ADDITIONAL PERFORMANCE RATINGS	
Visible Transmittance	Air Leakage (U.S.I-F)
0.40	≤0.3

A MARK THAT MEANS SOMETHING

HAYFIELD WINDOW & DOOR COMPANY HAS SPENT DECADES REFINING ITS PROCESSES AND PERFECTING ITS WINDOW PRODUCTS.

They're proud of the results. That's why we're happy for every Richlin Window to carry the Hayfield Window & Door leaf. It's a small, almost invisible symbol that says a lot. It says "Decades of work went into perfecting this product", "You've just invested in a quality window", and "With Richlin, you've got Hayfield Window & Door Company on your side". Hayfield Window & Door has been marking its windows with the leaf logo for years, and will continue to do so for years to come. They believe if your product is good, you should be proud to put your mark on it. And so do we.



"Not only does Richlin Window make beautiful windows at competitive prices, but they back it up with top notch service."

JOSH SPARKS

WINDOW + DOOR

RICHLIN VINYL

MODERN INNOVATIONS WITH A CLASSIC LOOK

WHEN COMMITTING TO RENOVATING A HOME, YOU WANT TO BE CONFIDENT YOU'RE GETTING DEPENDABLE, ENERGY-EFFICIENT WINDOWS AND DOORS WITHOUT SACRIFICING AESTHETIC APPEAL OR QUALITY.

Vinyl windows and doors from Richlin look beautiful and are built to withstand the dramatic weather conditions of the North. Richlin vinyl windows are a great choice for humid or high-moisture areas. The vinyl clad jamb provides years of maintenance-free beauty, is easily cleaned, and never needs staining or painting.

Richlin offers custom windows in all shapes and sizes, and has many interior and exterior options so you can create the perfect look for your home. Our windows are ENERGY STAR® compliant and NFRC and AAMA certified. They are also backed by a solid warranty, ensuring every one of our windows will last for years.



500 TRIPLE CASEMENT

RICHLIN VINYL

ADD ANOTHER DIMENSION TO YOUR HOME

Thinking about a room addition or remodel? Why not transform the look and feel of your room with a custom bay or bow window? These elegant windows are offered with a standard head and seat board, steel cable support system, foam polyurethane insulated mull cavities, along with finishes that complement your interior décor.

BAY

Available in 3 to 5 window configurations, with 30 or 45 degree projection, Richlin bay windows can be any combination of window styles.



500 SERIES BAY WINDOW



INSULATED MULL CAVITIES



500 SERIES



500 SERIES FIXED OVER AWNING



500 SERIES HALF ARCH



500 SERIES BOW WINDOW

BOW

Available in a curved configuration with 3 to 5 windows, our Bow windows can be customized with a combination of fixed, casement and double hung options.

RICHLIN VINYL

500 SERIES CASEMENT

Richlin Windows are designed to fit your existing frame for easy installation with minimal disruption to your home.

Fixed windows allow extra daylight — perfect for stairways or combined with other windows to maximize the view. Awning windows open outward from the bottom and are perfect for ventilation.

HARDWARE COLORS



BEIGE



WHITE

INTERIOR WOODGRAINS

Select one of our three woodgrains to add your own unique personal touch.



DARK OAK WITH FAUX OIL RUBBED BRONZE HARDWARE



LIGHT OAK WITH ANTIQUE BRASS HARDWARE



CHERRY WITH BRUSHED CHROME HARDWARE



LIGHT OAK WITH CLAY HARDWARE (CLAY HARDWARE STANDARD ON ALL WOODGRAINS)

RICHLIN VINYL

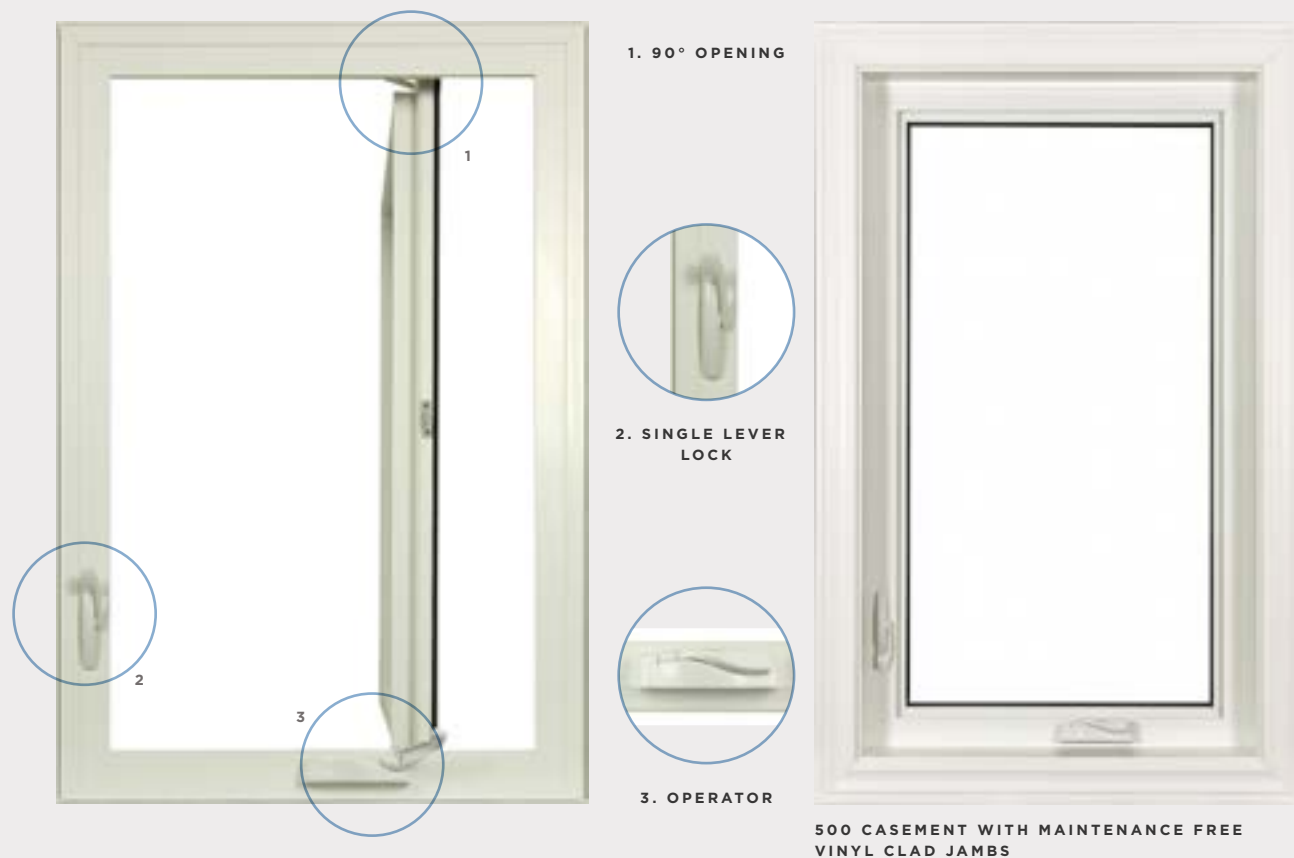
INDEPENDENT AAMA TEST RESULTS

Innovative operators are distinct in appearance and performance, and the fold-down capabilities make them user-friendly with your window coverings.

Single lever lock hardware design offers the best in security with multipoint Maxim sash locks.

Richlin Casements' 90° opening provides easy window cleaning inside and out.

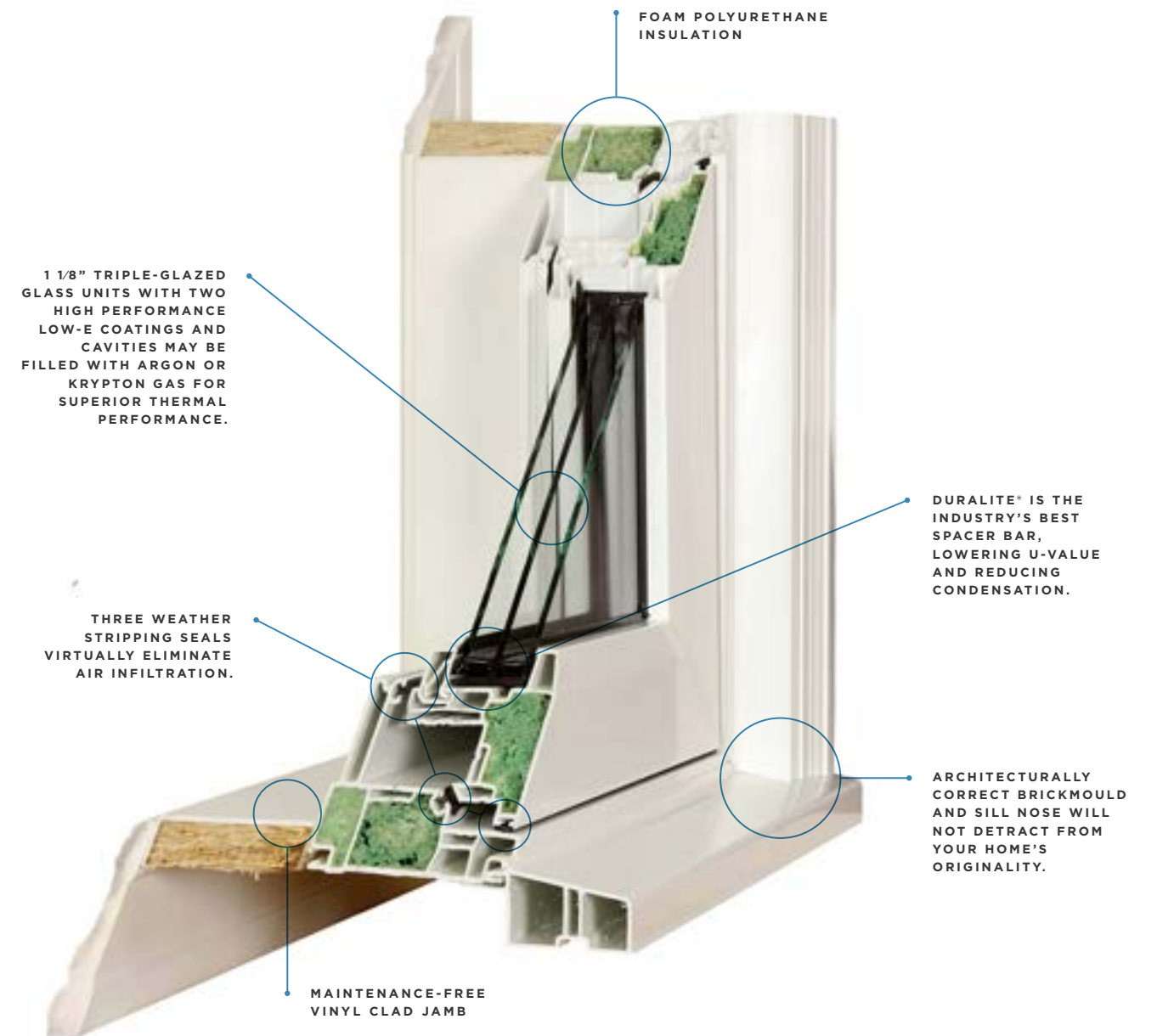
AIR FILTRATION	0.01 CFM
WATER	12 PSF
STRUCTURAL	DP 60
INDEPENDENT AAMA TEST RESULTS	



RICHLIN VINYL

ONLY THE BEST

Richlin Window uses the highest quality materials and innovative design, produced on state-of-the-art equipment.



RICHLIN VINYL

900 SERIES DOUBLE HUNG & SLIDER

**DEPENDABLE QUALITY AND
STREAMLINED INSTALLATION**

With double hung windows, both sashes tilt in for easy cleaning and interlock for peace of mind. For harder to reach or wider openings, the sliding option may be preferable.

HARDWARE & WOODGRAIN COMBINATIONS



900 SERIES DOUBLE HUNG WITH CHERRY WOODGRAIN



900 SERIES SLIDER WHITE VINYL



600 SERIES DOUBLE HUNG WITH MAINTENANCE FREE VINYL CLAD JAMBS



600 SERIES SLIDER WHITE VINYL


RICHLIN VINYL

600 SERIES DOUBLE HUNG & SLIDER


**DEPENDABLE QUALITY AND
STREAMLINED INSTALLATION**

Double hung windows are an excellent choice for that charming traditional look. Sliding windows are great for framing up, and maintaining, an unobstructed view.

HARDWARE & WOODGRAIN COMBINATIONS



HARDWARE WITH INTERNAL TILT LATCH IMPROVES APPEARANCE WITHOUT COMPROMISING SECURITY.



BOTH SASHES TILT IN FOR EASY CLEANING ON ALL DOUBLE HUNGS.



SECONDARY LOCK ALLOWS FOR VENTILATION COMFORT AND SECURITY.



LARGE WINDOWS OPERATE MUCH EASIER WITH THE AAMA APPROVED STAINLESS STEEL COIL BALANCE SYSTEM.

U-VALUE	
TRIPLE-LOW-E (#2,#5) KRYPTON-FOAM	0.17
TRIPLE-LOW-E (#2,#5) KRYPTON-FOAM	0.17
TRIPLE-LOW-E (#2,#5) ARGON-FOAM	0.22
LOW-E ARGON-FOAM	0.25
LOW-E ARGON	0.28
AIR INFILTRATION	0.03 CFM
WATER	7.5 PSF
STRUCTURAL	DP 50

**RICHLIN 600 SERIES
HARDWARE INCLUDES:**

- Tilt latch
- Night latch
- Vinyl clad jambs make for a maintenance-free window opening.





EXTERIOR
NAILING FIN

RICHLIN VINYL

INTERNAL GRIDS & SIMULATED DIVIDED LITES (SDL)

Internal grids are an easy way to beautify your home giving it individuality and curb appeal. Colonial, Prairie and custom patterns are available. Simulated Divided Lites are a non-removable feature added to the exterior and interior of the window to give a traditional look.

CHERRY WOODGRAIN WINDOW

Cherry Woodgrain Interior; Cherry SDL Lites; Cherry Woodgrain Screen; Cherry Jamb Extensions and Casing.

EXTERIOR OPTIONS

All windows are available with a nailing fin or 1" J-channel for exterior siding.



CONTOUR WHITE



CONTOUR BEIGE



WHITE



BEIGE



BRASS
(INTERNAL GRIDS ONLY)



PEWTER
(INTERNAL GRIDS ONLY)




CHERRY WOODGRAIN/
BEIGE OR WHITE
EXTERIOR



LIGHT WOODGRAIN/
BEIGE OR WHITE
EXTERIOR



DARK WOODGRAIN/
BEIGE OR WHITE
EXTERIOR




LIGHT WOODGRAIN/
BEIGE OR WHITE
EXTERIOR



DARK WOODGRAIN/
BEIGE OR WHITE
EXTERIOR



CHERRY WOODGRAIN/
BEIGE OR WHITE
EXTERIOR



CLAY



BROWN



BLACK/
WHITE OR BLACK
EXTERIOR



SABLE



GREEN



BURGUNDY



BRONZE



JAMB EXTENSION RECEIVER:
ACCEPTS UP TO 3/4 INCH.

RICHLIN VINYL

JAMB EXTENSIONS

Jamb extensions may come factory applied. They are available in any wall depth up to 7 in. Maintenance-free vinyl clad or natural wood give you plenty of options to match your décor.

JAMB EXTENSION RECEIVER

If you choose not to order a factory applied jamb extension, a jamb extension receiver may be used.



WHITE



BEIGE



LIGHT WOODGRAIN



PECAN WOODGRAIN



DARK WOODGRAIN



CHERRY WOODGRAIN



DURA WOOD

**COMPLETE WINDOW
FRAME INSTALLATION
— EASY AS 1 - 2 - 3**


With two piece brickmould and vinyl clad jamb kits.




CONSISTENT COLOR MATCH FOR YEARS TO COME.



1
SCREW THROUGH
BRICKMOULD.



2
SNAP ON BRICKMOULD
COVER




3
SLIDE PRE-ASSEMBLED JAMB
KIT AGAINST THE WINDOW
AND NAIL THROUGH CASING.

ADD A TOUCH OF YOU

WHETHER YOU'RE ADDING WINDOWS AND DOORS TO AN EXISTING PROPERTY, OR INSTALLING THEM IN A NEW BUILD, CHOOSING COLOR IS EXTREMELY IMPORTANT.

Current trends and the style of your home may influence your decision, but ultimately, the choice is yours. Using the most advanced coating techniques in the business, we can deliver our products in a seemingly infinite number of colors and color combinations. One of which, we can guarantee, will be just right for you.




FIXED 201 EXTERIOR IN BRONZE



DOUBLE HUNG 900 INTERIOR IN DARK WOODGRAIN

PATIO DOOR INTERIOR 2000 IN BLACK LAMINATE



SINGLE SLIDER 201 EXTERIOR SABLE

DOUBLE HUNG 900 INTERIOR IN PECAN WOODGRAIN



RICHLIN VINYL COLORS

All of our Vinyl windows are available in two solid colors. To meet today's high style of architecture design, we also offer a number of standard exterior colors and the flexibility of a fully custom exterior option.


SOLID COLORS



WHITE



BEIGE



500 SERIES CASEMENT IN WHITE & BEIGE

COLOR COATING

AQUA SURTECH is a well-tested and field-proven coating system that provides outstanding protection against all weather conditions and assures long lasting satisfaction. AQUA SURTECH is an organic waterborne coating system, and has been tested to AAMA and ASTM standards.



PAINTS & LAMINATES



VINYL CLASSICS COLOR OPTIONS

Whether you choose one of our standard color options, or go with something completely custom, we'll deliver doors and windows that match the existing look of your home, or that add new flair and reflect your unique style. The possibilities are endless.

INTERIOR COLOR OPTIONS

	WHITE	BEIGE	LIGHT WOODGRAIN	DARK WOODGRAIN	CHERRY WOODGRAIN	PECAN WOODGRAIN	MAPLE WOODGRAIN	STAINABLE DURA WOOD	BLACK LAMINATE
201	●	●							
500	●	●	●	●	●	●	●		
600	●	●	●	●	●	●			
900	●	●	●	●	●	●	●		
HERITAGE DOUBLE HUNG / SLIDER	●							●	
HERITAGE CASEMENT								●	
2000	●	●	●	●	●	●	●		●
3101	●	●							
HERITAGE PATIO DOOR	●							●	

EXTERIOR COLOR OPTIONS

	WHITE	BEIGE	BLACK LAMINATE	BRONZE LAMINATE	BEIGE PAINT	BLACK PAINT	BRONZE PAINT	BROWN PAINT	BURGUNDY PAINT	CLAY PAINT	GREEN PAINT	SABLE PAINT	WHITE PAINT	CUSTOM PAINT
201	●	●	●	●	●	●	●	●	●	●	●	●	●	●
500	●	●			●	●	●	●	●	●	●	●	●	●
600	●	●			●	●	●	●	●	●	●	●	●	●
900	●	●			●	●	●	●	●	●	●	●	●	●
HERITAGE DOUBLE HUNG / SLIDER	●	●			●	●	●	●	●	●	●	●	●	●
HERITAGE CASEMENT	●	●			●	●	●	●	●	●	●	●	●	●
2000	●	●	●	●	●	●	●	●	●	●	●	●	●	●
3101	●	●	●	●	●	●	●	●	●	●	●	●	●	●
HERITAGE PATIO DOOR	●	●			●	●	●	●	●	●	●	●	●	●



PATIO DOOR IN WHITE

RICHLIN VINYL


**2000 SERIES
SLIDING
PATIO DOOR**

Create a picture perfect view with energy-efficient sliding patio doors by Richlin Window. With an air infiltration rate lower than the industry requirement, Richlin patio doors keep the outside elements outside and energy costs at a minimum.



**STANDARD 2000 SERIES
SLIDING PATIO FEATURES**

- Standard two-point locking system.
- Doors glide on adjustable, self-aligning, ball bearing rollers that assure quiet, easy operation.



TWO-POINT LOCKING SYSTEM



ROLLERS

DOOR HANDLES

Personalize your patio door to match your décor.



WHITE



BEIGE



BRUSHED CHROME



ANTIQUE BRASS



FAUX OIL RUBBED BRONZE

BLINDS BETWEEN GLASS

Blink® Blinds + Glass available on 2000 Series Patio Doors.



2000 ROLLING PATIO DOOR W/BLINDS BETWEEN GLASS

WINDOW + DOOR

HERITAGE SERIES

BEAUTIFULLY RESILIENT IN EVERY WAY

**INNOVATIVE STAINABLE VINYL WINDOWS
WITH THE CHARM AND BEAUTY OF
TRADITIONAL WOOD.**

Richlin Heritage Series maintenance-free, no-hassle windows and doors are made from top-grade vinyl and available with matching jambs and casing. Available in standard white or with Dura Wood stainable vinyl interior, you have an unlimited array of finish choices in windows and doors that deliver the visual qualities of real wood, without the worry of rotting, swelling or cracking. With features like the traditional colonial sash, stile and rail, our Heritage Series will help maintain your home's traditional look for years to come.



HERITAGE SERIES CASEMENT WITH STAINABLE DURA WOOD

HERITAGE SERIES

HERITAGE CASEMENT

Heritage Casement windows come with nesting handles for a discrete appearance, complementing your window treatments. A single lever lock with multi-point sash locks is added for security and peace of mind.

		LOW-E ARGON FOAM	TRIPLE LOW-E ARGON FOAM
HERITAGE 701 CASEMENT	U-VALUE	0.24	0.21
DP - 80	SSHGC	0.34	0.29
AIR - <0.01 CFM/FT2	VT	0.50	0.4
WATER - 12.0 PSF	CR	64	69



CASEMENT WITH STAINABLE DURA WOOD



DOUBLE SLIDER IN VINYL



PATIO DOOR WITH STAINABLE DURA WOOD

HERITAGE SERIES

PATIO DOORS

All Heritage Patio Doors come equipped with an elegant, easy to grip handle and a multi-point mortise lock for outstanding functionality and security. Easy glide tandem ball bearing rollers with access ports allow for stress-free adjustment and operation.



PATIO DOOR SHOWN IN WHITE

RICHLIN FEATURES CLIMAGUARD® 72/57 GLASS BY GUARDIAN TO ENSURE ENERGY EFFICIENCY.



HARDWARE

Choose your own combination of wood and hardware to make your home extraordinary.

DOOR HANDLES

Personalize your Heritage Series Patio Door with a handle that is as beautiful and functional as the door itself.

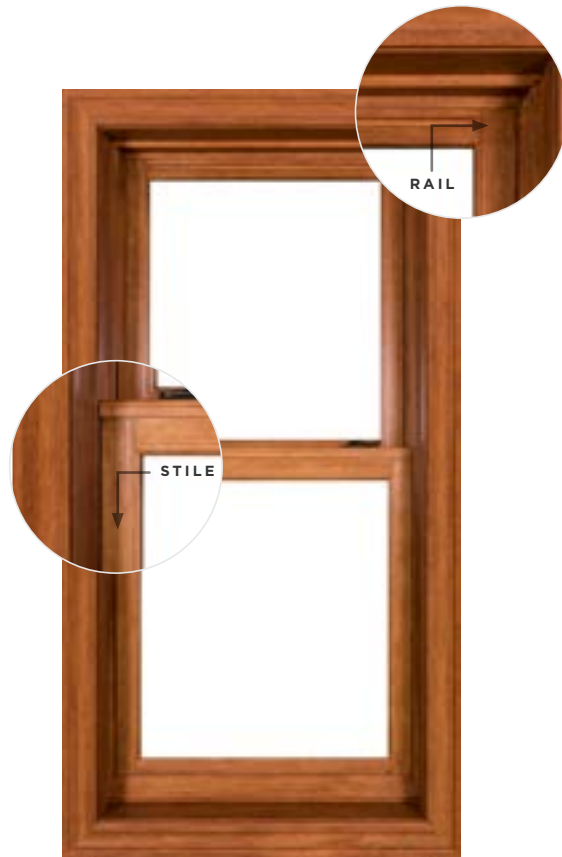


HERITAGE SERIES

HERITAGE DOUBLE HUNG AND SLIDER

The Heritage Double Hung has a one-step tilt latch allowing for easy operation and a more appealing appearance, while the stainless steel constant force balance system assures the window will remain open in any position.

		LOW-E ARGON FOAM	TRIPLE LOW-E ARGON FOAM
HERITAGE 701 CASEMENT	U-VALUE	0.26	0.23
DP - 40	SSHGC	0.40	0.28
AIR - <0.09 CFM/FT2	VT	0.49	0.39
WATER - 6.0 PSF	CR	62	68



DOUBLE HUNG WITH STAINABLE DURA WOOD

BETTERVUE® SCREENS PROVIDE THE clearest view everywhere.



DOUBLE SLIDER WITH STAINABLE DURA WOOD

HERITAGE SERIES

HERITAGE DOUBLE SLIDER

Double slider windows offer a more natural view of the outdoors. Both left and right sashes operate and are removable giving versatility in airflow and easy cleaning.



WHITE (STANDARD WITH WHITE INTERIOR)



BROWN (STANDARD WITH DURA WOOD INTERIOR)



BRUSHED CHROME



BEIGE



FAUX OIL RUBBED BRONZE



ANTIQUe BRASS



500 CASEMENT

HERITAGE SERIES

PRESERVING THE CHARM

The Heritage Series is available in two solid colors, a number of standard exterior colors, and the flexibility of a fully custom exterior option.

SOLID COLOR OPTIONS



WHITE




BEIGE

EXTERIOR FINISH OPTIONS

AQUA SURTECH is a time-tested and field-proven coating system that provides outstanding protection against all weather conditions and assures long lasting satisfaction. AQUA SURTECH is an organic waterborne coating system, and has been tested to AAMA and ASTM standards



CUSTOM



BURGUNDY




BRONZE



GREEN




WHITE



BLACK



CLAY



BROWN




SABLE

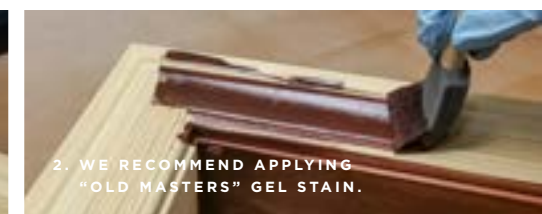


BEIGE

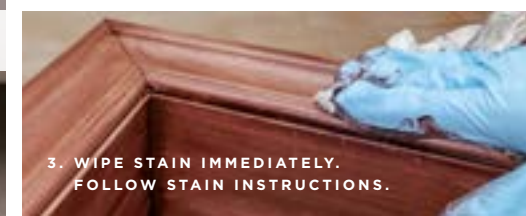
DURA WOOD INTERIOR FINISH INSTRUCTIONS




1. CLEAN SURFACES



2. WE RECOMMEND APPLYING "OLD MASTERS" GEL STAIN.



3. WIPE STAIN IMMEDIATELY. FOLLOW STAIN INSTRUCTIONS.



4. APPLY CLEAR COAT.

WINDOW + DOOR

SPECIALTY WINDOWS

WINDOWS MADE TO FIT YOU

**WHEN IT COMES TO WINDOWS,
THERE'S NO ONE-SIZE-FITS-ALL.**

That's why we are happy to offer fully customized window solutions. Available in an array of shapes and sizes, and with decorative glass and blinds between glass options, we can make windows to fit the requirements of your home, and reflect your unique style and personality. Our specialty windows are available in vinyl, woodgrain, and Dura Wood, covered by the Richlin Window warranty, and guaranteed to last.



HERITAGE DOUBLE HUNG WITH HALF ROUND
AND STARBURST GRID PATTERN



500 DIRECT SET



500 CASEMENT WITH EXTENDED EYEBROW



500 CASEMENT WITH RADIUS TOP WINDOWS

SPECIALTY WINDOW OPTIONS

THE POSSIBILITIES ARE ENDLESS

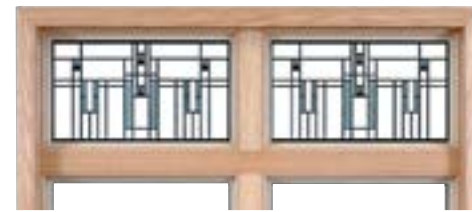
We are well equipped to create custom windows in just about any shape, size, and color combination. Contact your dealer or look below and explore some of our creative options.

DECORATIVE GLASS

Beautify your home with art glass. Many custom sizes and designs available.

SHAPES & SIZES

Our windows are available in a variety of shapes including quarter-rounds, half-rounds, pentoids, trapezoids and ellipticals.



COLORS & VENEERS

To meet today's high style of architectural design, we offer custom colors and finishes.

BLINDS BETWEEN GLASS

Blink® Blinds + Glass eliminate wear and tear from pets or young children while keeping your family safe from traditional cords.



PERFORMANCE CHART

		CLEAR: AIR	CLEAR: AIR-GRIDS	LOW-E: AIR	LOW-E: AIR-GRIDS	LOW-E: ARGON	LOW-E: ARGON-GRIDS	LOW-E: ARGON-FOAM	LOW-E: ARGON-FOAM-GRIDS	TRIPLE-LOW-E (#2, #5): ARGON	TRIPLE-LOW-E (#2, #5): ARGON-GRIDS	TRIPLE-LOW-E (#2, #5): KRYPTON	TRIPLE-LOW-E (#2, #5): KRYPTON-GRIDS	TRIPLE-LOW-E (#2, #5): ARGON-FOAM	TRIPLE-LOW-E (#2, #5): ARGON-GRIDS-FOAM	TRIPLE-LOW-E (#2, #5): KRYPTON-FOAM	TRIPLE-LOW-E (#2, #5): KRYPTON-GRIDS-FOAM
201 SINGLE HUNG	U-VALUE	0.46	0.46	0.32	0.32	0.28	0.28	0.26	0.26	0.24	0.25	0.19	0.2	0.22	0.23	0.17	0.18
DP - 55	SHGC	0.63	0.56	0.38	0.34	0.37	0.34	0.37	0.34	0.32	0.29	0.32	0.29	0.32	0.29	0.32	0.29
AIR - 0.02 CFM/FT ²	VT	0.65	0.58	0.56	0.50	0.56	0.50	0.56	0.50	0.44	0.39	0.44	0.39	0.44	0.39	0.44	0.39
WATER - 8.35 PSF	CR	46	46	58	58	62	62	62	62	68	68	69	69	69	69	74	74
201 SLIDER	U-VALUE	0.46	0.46	0.32	0.32	0.28	0.28	0.27	0.27	0.24	0.25	0.19	0.2	0.23	0.24	0.17	0.18
DP - 35	SHGC	0.63	0.56	0.38	0.34	0.37	0.34	0.37	0.34	0.32	0.29	0.32	0.29	0.32	0.29	0.32	0.29
AIR - 0.06 CFM/FT ²	VT	0.65	0.58	0.56	0.50	0.56	0.50	0.56	0.50	0.44	0.39	0.44	0.39	0.44	0.39	0.44	0.39
WATER - 6.89 PSF	CR	46	46	59	59	63	63	63	63	68	68	69	69	69	69	73	73
600 DH	U-VALUE	0.46	0.46	0.32	0.32	0.29	0.29	0.27	0.27	0.25	0.26	0.2	0.2	0.23	0.24	0.17	0.18
DP - 50	SHGC	0.62	0.55	0.37	0.33	0.37	0.33	0.37	0.33	0.31	0.28	0.31	0.28	0.31	0.28	0.31	0.28
AIR - 0.03 CFM/FT ²	VT	0.64	0.57	0.55	0.49	0.55	0.49	0.55	0.49	0.43	0.39	0.43	0.39	0.43	0.39	0.43	0.39
WATER - 7.52 PSF	CR	45	45	58	58	62	62	62	62	65	65	68	68	66	66	73	73
600 DOUBLE SLIDER	U-VALUE	0.45	0.45	0.31	0.31	0.28	0.28	0.26	0.26	0.24	0.25	0.19	0.19	0.22	0.23	0.17	0.18
DP - 40	SHGC	0.61	0.54	0.36	0.33	0.36	0.33	0.36	0.33	0.31	0.28	0.31	0.28	0.31	0.28	0.31	0.28
AIR - 0.06 CFM/FT ²	VT	0.63	0.56	0.55	0.49	0.55	0.49	0.55	0.49	0.43	0.38	0.43	0.38	0.43	0.38	0.43	0.38
WATER - 6.89 PSF	CR	46	46	59	59	62	62	62	62	67	67	72	72	69	69	75	75
900 DH	U-VALUE	0.45	0.45	0.33	0.33	0.29	0.29	0.26	0.26	0.25	0.26	0.21	0.21	0.22	0.23	0.17	0.18
DP - 50	SHGC	0.58	0.52	0.35	0.32	0.35	0.31	0.35	0.31	0.30	0.27	0.30	0.27	0.30	0.27	0.30	0.27
AIR - 0.03 CFM/FT ²	VT	0.61	0.54	0.52	0.47	0.52	0.47	0.52	0.47	0.41	0.36	0.41	0.36	0.41	0.36	0.41	0.36
WATER - 7.52 PSF	CR	46	46	58	58	62	62	62	62	65	65	66	66	66	66	74	74
900 DS	U-VALUE	0.45	0.45	0.32	0.32	0.29	0.29	0.26	0.26	0.25	0.26	0.20	0.21	0.22	0.23	0.17	0.18
DP - 50	SHGC	0.56	0.50	0.34	0.31	0.34	0.31	0.34	0.31	0.29	0.26	0.29	0.26	0.29	0.26	0.29	0.26
AIR - 0.10 CFM/FT ²	VT	0.59	0.52	0.51	0.45	0.51	0.45	0.51	0.45	0.40	0.36	0.40	0.36	0.40	0.36	0.40	0.36
WATER - 7.52 PSF	CR	46	46	58	58	62	62	62	62	67	67	68	68	68	68	74	74
HERITAGE DOUBLE HUNG	U-VALUE					0.27	0.27	0.26	0.26	0.25	0.26	0.20	0.21	0.23	0.24	0.18	0.19
DP - 40	SHGC					0.40	0.36	0.40	0.36	0.28	0.25	0.28	0.25	0.28	0.25	0.28	0.25
AIR - 0.09 CFM/FT ²	VT					0.49	0.44	0.49	0.44	0.39	0.35	0.39	0.35	0.39	0.35	0.39	0.35
WATER - 6.06 PSF	CR					62	62	62	62	68	68	71	71	68	68	74	74
HERITAGE DOUBLE SLIDER	U-VALUE					0.27	0.27	0.26	0.26	0.25	0.26	0.20	0.21	0.23	0.24	0.18	0.19
DP - 40	SHGC					0.32	0.29	0.32	0.29	0.28	0.25	0.28	0.25	0.28	0.25	0.28	0.25
AIR - 0.09 CFM/FT ²	VT					0.48	0.43	0.48	0.43	0.39	0.34	0.39	0.34	0.39	0.34	0.39	0.34
WATER - 6.06 PSF	CR					61	61	61	61	65	65	71	71	65	65	74	74
500 CASEMENT	U-VALUE	0.39	0.39	0.28	0.28	0.25	0.25	0.24	0.24	0.18	0.18	0.16	0.16	0.16	0.17	0.14	0.14
DP - 60	SHGC	0.51	0.46	0.31	0.28	0.31	0.28	0.31	0.28	0.26	0.24	0.26	0.24	0.26	0.24	0.26	0.26
AIR - <0.01 CFM/FT ²	VT	0.53	0.48	0.46	0.42	0.46	0.42	0.46	0.42	0.36	0.33	0.36	0.33	0.36	0.33	0.36	0.36
WATER - 12.12 PSF	CR	46	46	60	60	64	64	64	64	77	77	81	81	78	78	82	82
HERITAGE CASEMENT	U-VALUE	0.43	0.43	0.30	0.30	0.27	0.27	0.24	0.24	0.24	0.25	0.19	0.2	0.21	0.21	0.16	0.17
DP - 80	SHGC	0.56	0.51	0.34	0.31	0.34	0.31	0.34	0.31	0.29	0.26	0.29	0.26	0.29	0.26	0.29	0.26
AIR - <0.01 CFM/FT ²	VT	0.58	0.53	0.50	0.46	0.50	0.46	0.50	0.46	0.40	0.36	0.40	0.36	0.4	0.36	0.4	0.36
WATER - 12.12 PSF	CR	45	45	58	58	62	62	64	64	66	66	72	72	69	69	77	77
3101 PATIO	U-VALUE	0.46	0.46	0.31	0.31	0.28	0.28			0.23	0.24	0.18	0.18				
DP - 35	SHGC	0.66	0.59	0.40	0.35	0.40	0.35			0.34	0.30	0.34	0.3				
AIR - 0.04 CFM/FT ²	VT	0.69	0.61	0.60	0.53	0.60	0.53			0.47	0.42	0.47	0.42				
WATER - 6.06 PSF	CR	45	45	58	58	61	61			66	66	67	67				
2000 PATIO	U-VALUE	0.45	0.45	0.31	0.31	0.28	0.28			0.24	0.25	0.18	0.19				
DP - 30	SHGC	0.62	0.55	0.38	0.33	0.38	0.33			0.32	0.29	0.32	0.29				
AIR - 0.04 CFM/FT ²	VT	0.66	0.58	0.57	0.50	0.57	0.50			0.45	0.39	0.45	0.39				
WATER - 6.06 PSF	CR	47	47	59	59	63	63			66	66	66	66				
HERITAGE PATIO	U-VALUE					0.28	0.28	0.26	0.26	0.24	0.25	0.19	0.20	0.23	0.24	0.18	0.19
DP - 40	SHGC					0.33	0.29	0.33	0.29	0.28	0.25	0.28	0.25	0.28	0.25	0.28	0.25
AIR - 0.09 CFM/FT ²	VT					0.49	0.43	0.49	0.43	0.39	0.34	0.39	0.34	0.39	0.34	0.39	0.34
WATER - 6.06 PSF	CR					62	62	63	63	67	67	68	68	68	68	72	72

BASED ON TEST RESULTS CURRENT AS OF 4/30/2019
SEE WEBSITE FOR LATEST CHART DATA

EASY TO MAINTAIN. EASIER TO LOVE.

ALL OF OUR WINDOWS AND DOORS ARE MADE WITH QUALITY PRODUCTS AND ARE ENGINEERED TO BE EASY TO CARE FOR AND CLEAN.

However, like anything of value you install in your home, proper care and maintenance will extend their look and life.

- Vacuum sill and track areas before washing. Rinse completely with clear water and wipe dry.
- Avoid abrasive or caustic cleaners or solvents. A mild, nonabrasive soap or detergent is usually safest. Always test in an inconspicuous area first.
- Keep drainage or weep holes (inside and out) clear of dirt or obstructions.
- Lubricate moving hardware parts, tracks and rollers periodically. In salt air environments, do so more frequently.
- Check weatherstripping, hardware and caulking and replace broken, worn or damaged parts.
- Gently vacuum screens with a brush attachment or remove and do so on a flat, clean surface.
- If you live in an area with saltwater or acid rains, regularly rinse exterior windows and doors with water.
- Don't use a razor blade, putty knife, steel wool, abrasive pad or anything that may damage surfaces.
- Don't use a pressure washer or high pressure sprayer to wash or rinse windows or doors as this can dislodge or damage components.




THE DETAILS MAKE THE DIFFERENCE

FOUR POINT WELDERS

When it comes to windows and doors, paramount to quality, are fit and finish. At Richlin Window, we weld all of our products with four-point welders. This ensures all welds are set square, and that the finish is uniform, precise and clean. On every window. Every time.

DURALITE SPACER BARS

Duralite® spacer bars have been proven to outperform all other spacer bars. Reducing the energy transfer between panes of glass, these market-leading spacers lower U-values and reduce the chance of condensation, improving energy efficiencies and comfort. We're proud to offer them in every window and door we build.



WE PROUDLY STAND BEHIND OUR PRODUCTS

**ALL RICHLIN WINDOW PRODUCTS ARE BACKED
BY A TRANSFERABLE LIMITED LIFETIME
WARRANTY ON GLASS, VINYL AND HARDWARE.**

Richlin Window warrants that the rigid vinyl extrusions used in their products are first-grade, exterior quality materials. The polyvinyl chloride (PVC) extrusions have been tested and proven using the highest grades of ultraviolet treatment available on the market today. Richlin Window warrants that the vinyl extrusions used in these products will not pit, chip, corrode, or blister, and are not affected by salt air.

**A PROUD SUBSIDIARY OF HAYFIELD
WINDOW & DOOR COMPANY, TOP 100
WINDOW MANUFACTURER IN NORTH
AMERICA SINCE 2005:**



* WINDOW + DOOR MAGAZINE



RICHLINWINDOW.COM

HAYFIELD, MN 55940



WHY RICHLIN?

Our innovative products have made us an industry leader. Together, our informed sales staff, experienced craftsmen, and qualified service technicians offer high-quality products and exceptional customer service.

RICHLINWINDOW.COM | HAYFIELD, MN



THE INFORMATION CONTAINED IN THIS CATALOG WAS CORRECT AND CURRENT AS OF PRINTING. OCCASIONALLY RICHLIN WINDOW MAY CHOOSE TO DISCONTINUE PRODUCTS, OR INTRODUCE NEW PRODUCTS OR LINES. THE COLORS IN THIS CATALOG HAVE BEEN REPRESENTED AS ACCURATELY AS CURRENT PRINTING TECHNOLOGY ALLOWS. FOR EXACT MATCHING, PLEASE REQUEST SAMPLES FROM YOUR VENDOR.



RICHLINWINDOW.COM